
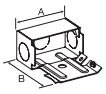

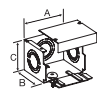

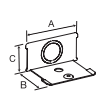

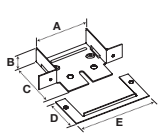

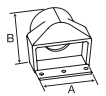



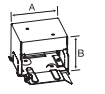

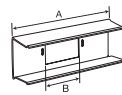



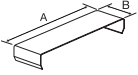

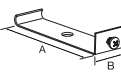





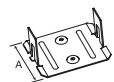


| End Fittings | Description | Color | Catalog Number | Description | Color | Catalog Number |
|---|---|--|--|---|---------------|---|
| | Entrance End Fitting For connecting HBL3000 Raceway with ½ in. conduit and armored cable connectors. | Ivory Gray | HBL3010AEIV HBL3010AEGY A: 2.75" (69.85) B: 3.42" (86.87) | Entrance End Fitting For connecting HBL3000 Raceway with rigid or flexible conduit. Concentric ½ in., ¾ in. and 1 in. trade size KOs on end and each side. | Ivory Gray | HBL3010CIV HBL3010CGY A: 2.75" (69.85) B: 3.25" (82.55) C: 2.00" (50.80) |
| |   | | |   | | |
| | Blank End Fitting For closing open end of HBL3000 Raceway. Has concentric ½ in. and ¾ in. trade size KOs. | Ivory Gray | HBL3010BIV HBL3010BGY A: 2.71" (68.92) B: 1.79" (45.36) C: 1.41" (35.84) | Panel Connector To connect HBL3000 Raceway with surface type boxes. | Ivory Gray | HBL3086IV HBL3086GY A: 4.60" (116.71) B: 1.19" (30.16) C: 3.00" (76.20) D: 1.94" (49.40) E: 3.76" (95.50) |
|   | | |   | | | |
| Conduit Connector To connect end of HBL3000 Raceway to 1½ in. trade size conduit or connector. | Gray | HBL3082GY A: 2.91" (74.00) B: 2.75" (69.85) | | | | |
|   | | | | | | |

| Fittings | Description | Color | Catalog Number | Description | Color | Catalog Number |
|---|---|--|---|---|--|--|
| | Transition Fitting For transitioning from Wiremold® 3000 Raceway to Hubbell HBL3000 Raceway. | Ivory Gray | HBL3000TFIV HBL3000TFGY A: 2.85" (72.39) B: 2.15" (54.61) C: 1.50" (38.04) | Take-Off Connector (Reducer) Transition Hubbell HBL3000 Raceway to Hubbell HBL2000 Raceway. | Ivory Gray | HBL3200REDIV HBL3200REDGY A: 2.75" (69.85) B: 2.25" (57.15) |
| |   | | |   | | |
| | Wall Box Connector For connecting to HBL3000 Raceway from a flush mounted wall box. | Ivory Gray | HBL3014CIV HBL3014CGY A: 8.00" (203.20) B: 3.28" (83.31) | Tap-Off Fitting Has concentric ½ in. and ¾ in. trade size KOs and twistout for communication cables. | Ivory Gray | HBL3046H2IV HBL3046H2GY A: 4.75" (120.65) |
| |   | | |   | | |
| | Cover Clip Use to cover potential openings where two pieces of HBL3000 Raceway come together. | Ivory Gray | HBL3006EIV HBL3006EGY A: 2.78" (70.60) B: .75" (19.05) | Supporting Clip For supporting lengths of HBL3000 Raceway at any point. Mount with #8 flat head fastener. Has set screw for locking to raceway. | Ivory Gray | HBL3003IV HBL3003GY A: 2.81" (71.33) B: .75" (19.05) |
|   | | |   | | | |
| Wire Clip (Plated) For holding conductors in place. | Steel* | HBL3000WCGY A: 1.00" (25.40) | Rigid Inside Coupling (Plated) For joining lengths of HBL3000 Raceway when added rigidity is required, i.e. raceway suspended overhead. | Steel* | HBL3001AGY A: 6.00" (152.40) | |
|   | | |   | | | |
| Coupling (Plated) For joining lengths of HBL3000 Raceway. | Steel* | HBL3001GY A: 2.20" (55.75) | | | | |
|   | | | | | | |

Note: *Galvanized Steel.